

3-1/2"


1/2"

2"

# Cardmate Template Instructions




3/4"




1. Place this template over your completed layout making sure all images are centered within the card parameters.

3/4"

2. Be sure to leave at least 1/4 (5mm) on all 4 sides to avoid cutting letters and images off. The dotted lines on this template indicate these parameters.



3. Avoid cards that have "bleeding images" running off the edges. Such layouts are difficult to line up and the toner may scratch off the edges during cutting.



## Business Card Software Suggestions:

Avery Zweckform, Corel Draw,  
Microsoft Word, Data Becker,  
Sigel, etc.

**abcoffice** com™

"When You Need More Than Staples."

1-800-678-8788

www.abcoffice.com

1/2"