



24 HOUR CONTINUOUS DUTY

24 HOUR CONTINUOUS DUTY MOTORS NO OVERHEATING

KOBRA shredders are equipped with 24 Hour Continuous Duty motors for long shredding operations* and are not affected by the Duty Cycle concept (time of operation vs. cooling time needed to prevent damage to the machine) which are typical of most of the products on the market. KOBRA shredders can be operated for any length of time without interruption by long and inconvenient waiting times due to overheating. KOBRA shredders deliver the maximum daily shredding capacity.



* Continuous duty operation at rated nominal average capacity and standard mode
* This catalogue shows which models are equipped with continuous duty motors




SUPER POTENTIAL POWER SYSTEM

THE POWER WITH THE FORCE THE DURABILITY OF THE STEEL

SUPER POTENTIAL POWER UNIT Drive system for many years of trouble and service free operation. Special carbon hardened steel gears and main drive systems ensure operational reliability and resistance to stress and mis-use unmatched by the more economical and common transmissions made of plastic gears which are found in most production on the market.

SUPER POTENTIAL POWER SYSTEM:
Power with force and durability of the steel

* This catalogue shows which models are equipped with a "SUPER POTENTIAL POWER UNIT"



KOBRA®**ENERGY SMART®**
ENERGY SMART®

POWER SAVING STAND-BY MODE

SAVE ENERGY PROTECT THE ENVIRONMENT




ENERGY SMART® is the latest technological development by Elcoman. Available exclusively on the KOBRA range of shredders, ENERGY SMART® saves energy and protects the environment by reducing emissions responsible for the Global Warming.

The energy consumption of the paper shredder is managed by a dedicated software which operates in conjunction with illuminated optical indicators located on top of the machine. A KOBRA shredder requires electrical energy only during use. Once shredding operation is completed, the system management software will automatically activate the power saving stand-by mode making sure that no more electrical energy is drained from the power source. At first glance, stand-by power consumption may be considered insignificant. However, every KOBRA shredder equipped with the ENERGY SMART® system, compared to most of the traditional shredders on the market, can save up to Euro 20,00 a year* of electrical energy and will reduce, by 65 Kgs, the carbon dioxide (CO₂) that would have been introduced into the atmosphere for generation of the power saved by ENERGY SMART®.

* Electrical costs vary in each country

* This catalogue shows which models are equipped with the ENERGY SMART® system





DOUBLE WASTE BIN

REMOVABLE ENVIRONMENTALLY FRIENDLY DOUBLE WASTE BIN

Some KOBRA Models feature a special removable double waste bin. This specially designed waste bin allows for the separation of shredded paper from your shredded CDs, DVDs and credit cards. This feature assists the user in ensuring that they can properly recycle their shredded materials.



* This catalogue shows which models are equipped with the "DOUBLE WASTE BIN"

AUTOMATIC REVERSE
AUTOMATIC REVERSE

AUTOMATIC REVERSE SYSTEM



KOBRA shredders are equipped with a special Auto Reverse system which detects the thickness of the paper entering the shredder and automatically rejects the paper in case paper capacity has been exceeded and a paper jam is about to occur.

* This catalogue shows which models are equipped with the "AUTOMATIC REVERSE" system





THROW AND SHRED SYSTEM

2 CUTTING SYSTEMS 3 SHREDDING FUNCTIONS

Thanks to the revolutionary new "THROW AND SHRED" System and its automatic feeding mechanism, you can now choose how to shred your documents or various other types of media. You can choose standard shredding, by inserting the paper into the throat of the shredder, use the specialized DVD, CD-Rom and Credit Card Throat, or the Throw and Shred System, destroying your crumpled paper.

3: SHRED CRUMPLED PAPER WITH THE "THROW AND SHRED" SYSTEM: Simply lift the cover of the shredder and you can throw your crumpled paper directly into the machine. (models Kobra+3)

1: STANDARD DOCUMENT SHREDDING: Insert paper into the throat, located at the front of the machine. Up to 26 Sheets at a time can be shredded in this innovative, practical shredder. (models Kobra+2, Kobra+3)

2: DVD, CD & CREDIT CARD SHREDDING: A second set of cutting blades shred CDs, DVDs, Credit Cards, I.D. Cards and other types of media into a separate container in the waste bin. (models Kobra+2, Kobra+3)




* This catalogue features KOBRA models fitted with the "THROW AND SHRED" system



AUTOMATIC OILER
AUTOMATIC OILER

INTEGRATED AUTOMATIC OILING SYSTEM



An automatic oiling system on your shredder completely eliminates the need to manually oil the unit. Not only does this protect the blades with anti-corrosive agents, but ensures maximum reliability, efficiency and capacity. High security and cross-cut shredders benefit most from this practical option.

* This catalogue shows which KOBRA models are fitted with the "AUTOMATIC OILER" system




www.elcoman.it

Kobra 240




Multi-Purpose and Multimedia ENERGY SMART® shredder

- Compact and strong shredder with very high performances
- Available in 7 different versions in straight cut, cross cut or high security cut
- ENERGY SMART®: power saving stand-by mode
- 24 Hour Continuous Duty Motors: No duty cycle or timed cool down periods. Some models feature low noise/high performance motor
- Automatic Start/Stop through electronic eyes with stand-by function
- Automatic Stop when waste bin is out with light signal
- Does not require plastic bags
- Carbon hardened cutting knives take staples and paper clips
- Heavy duty chain drive with steel gears "SUPER POTENTIAL POWER UNIT" (all models)
- Equipped with a special double waste bin to separate shredded paper from plastic shreds (KOBRA 240 SS4/SS5)



ENERGY SMART® management system with illuminated indicators for zero power consumption in stand-by mode



Removable environmentally friendly Double Waste Bin equipped with an integrated special mechanism separating plastic shreds from shredded paper. Does not require plastic bags (KOBRA 240 SS4, KOBRA 240 SS5)

KOBRA 240

The KOBRA 240 line includes a variety of 7 models available with straight cut, cross cut or high security cut featuring outstanding performances. The KOBRA 240 can shred almost any job with its powerful continuous duty motor and the sturdy steel gears and metal chain "Super Potential Power Unit" driving system. Not to mention the unbelievable performance of the Multimedia shredders KOBRA 240 SS4 and KOBRA 240 SS5 which can shred CD-Roms, DVDs, Floppy Disks, paper, clips and staples. All models are equipped with the ENERGY SMART® system with efficient optically illuminated indicators for power saving stand-by mode and environmental protection.



Special designed carbon hardened cutting knives can shred CD-Roms, DVDs, Floppy Disks and paper (KOBRA 240 SS4 and KOBRA 240 SS5)



Automatic Start/Stop through electronic eyes. Safety stop light indicator for bin out. Integrated flap for CDs, DVDs, Floppy Disks and Credit Cards shredding



Kobra 240 SS2



Kobra 240 SS4



Kobra 240 SS5



Kobra 240 C2



Kobra 240 C4



Kobra 240 HS + HS6





	Kobra 240 SS2	Kobra 240 SS4	Kobra 240 SS5	Kobra 240 C2	Kobra 240 C4	Kobra 240 HS + HS6
Throat width (in.)	9.5	9.5	9.5	9.5	9.5	9.5
Shred size (in.)	3/32	1/8	1/4	3/32 x 5/8	1/8 x 1 1/8	1/32 x 7/16/ .8x5mm
Sheet capacity	Up to 15 1 Credit Card	Up to 23 2 Credit Cards 1 CD-ROM 1 Floppy-Disk	Up to 30 3 Credit Cards 1 CD-ROM 1 Floppy-Disk	Up to 13 1 Credit Card	Up to 15 1 Credit Card	Up to 8/ Up to 6
Security Level DIN 32757	3	2	2	4	3	5/6
Waste bin volume (gal.)	9.5	9.5	9.5	9.5	9.5	9.5
24 hours continuous duty motor	●	●	●	●	●	●
Dimensions (WxDxH) (in.)	14.5 x 13 x 22	14.5 x 13 x 22	14.5 x 13 x 22	14.5 x 13 x 22	14.5 x 13 x 22	14.5 x 13 x 22

TECHNICAL DATA



ENERGY SMART®
Management system
for power saving stand-by mode

KOBRA®
Shred

PERSONAL AND DESKSIDE SHREDDER								MULTI-PURPOSE AND MULTIMEDIA ENERGY SMART® SHREDDER																
																								
MODEL		KOBRA 30-50-100			KOBRA+1		KOBRA+2			KOBRA+3	KOBRA 240 KOBRA 240 TURBO BOOST				KOBRA 260									
		S-30	S-50	S-100	SS4	SS6	SS7	CC4	SS4	SS7	CC2	CC4	SS2	SS4	SS5	C2	C4	S2	S4	S5	C2	C4		
		up to			up to	up to	up to	up to	up to	up to	up to	up to	up to	SS4 Turbo	SS5 Turbo	C2 Turbo	C4 Turbo	up to	up to	up to	up to	up to		
Throat width (in.)		9	9	9	9.2	9.2	9.2	9.2	9.2	9.2	9.2	9.2	9.5	9.5	9.5	9.5	9.5	10.25	10.25	10.25	10.25	10.25		
Shred size (in.)		1/4	1/4	1/8	1/8	15/64	1/4	1/8x1 5/8	1/8	1/8x1 5/8	5/16x1/2	11/8x1 5/8	0	1/8	1/4	3/32 x 5/8	1/8x1 1/8	3/32	1/8	1/4	3/32 x 5/8	1/8 x 1 1/8		
Sheet capacity		up to 6	up to 6	up to 12	up to 19	up to 25	up to 26	up to 14	up to 19	up to 26	up to 7	up to 14	up to 15	up to 23	up to 29	up to 13	up to 15	up to 16	up to 26	up to 31	up to 10	up to 17		
Security Level DIN 32757		2	2	2	2	2	1	3	2	1	4	3	3	2	2	4	3	3	2	2	4	3		
Energy Smart® management system					●	●	●	●	●	●	●	●	●	●	●	●	●	●	●	●	●	●		
Speed (ft./min.)		VARIABLE			6	6	6	7	6	6	7	7	22	22	22	22	17	24	14	24	24	17		
Noise Level (dba)		60	60	65	55	55	55	55	60	60	55	55	55	55	55	61	61	55	55	55	61	61		
CREDIT CARD capacity					●	●	●	●	●	●	●	●	●	●	●	●	●	●	●	●	●	●		
CD-ROM/DVD capacity					●	●	●		●	●	●	●		●	●		●		●	●				
FLOPPY DISK capacity														●	●		●		●	●				
Waste bin/bag volume (gal.)			9.5	9.5	10.2	10.2	10.2	10.2	10.2/0.4	10.2/0.4	10.2/0.4	10.2/0.4	9.5	9.5	9.5	9.5	9.5	21	21	21	21	21		
Voltage (V/Hz)		115/60	115/60	115/60	115/60	115/60	115/60	115/60	115/60	115/60	115/60	115/60	115/60	115/60	115/60	115/60	115/60	115/60	115/60	115/60	115/60	115/60		
Power (Hp)		1/5	1/5	1/4	1/3	1/3	1/3	1/3	1/3	1/3	1/3	1/3	3/4	3/4	3/4	3/4	3/4	3/4	3/4	3/4	3/4	3/4		
Automatic start/stop (●● sensor) (● electronic eyes)		●●	●●	●	●	●	●	●	●	●	●	●	●	●	●	●	●	●	●	●	●	●		
Open door/Bin out stop with light signal					●	●	●	●	●	●	●	●	●	●	●	●	●	●	●	●	●	●		
Bag full stop with light signal																		●	●	●	●	●		
24-hour continuous duty motor (in standard mode)					●	●	●	●	●	●	●	●	●	●	●	●	●	●	●	●	●	●		
Motor thermal protection		●	●	●	●	●	●	●	●	●	●	●	●	●	●	●	●	●	●	●	●	●		
Automatic Reverse					●	●	●	●	●	●	●	●						●	●	●	●	●		
Dimensions (in.)	W.	12.4	14.8	14.8	15.6	15.6	15.6	15.6	15.6	15.6	15.5	15.6	14.5	14.5	14.5	14.5	14.5	17.2	17.2	17.2	17.2	17.2		
	D.	8.4	16	13.2	12	12	12	12	12	12	12	12	13	13	13	13	13	12.5	12.5	12.5	12.5	12.5		
	H.	3.6	22	21	21	23.6	23.6	23.6	23.6	23.6	23.6	23.6	22	22	22	22	22	33.2	33.2	23.2	33.2	33.2		
Weight (lbs.)		4	11	23	23	29	29	29	29	29	31	31	31	31	31	40	40	68	68	68	72	72		
Available forms shelf																		●	●	●	●	●		
Plastic waste bags																		●	●	●	●	●		

SUPER POTENTIAL POWER UNIT
Heavy duty chain drive with steel gears



"AUTOMATIC REVERSE"
system in case
of paper jams



24 HOUR CONTINUOUS DUTY SHREDDING OPERATIONS
KOBRA shredders are equipped with 24 hour continuous
duty motors without overheating and duty cycles

ABC Office
1142 West Flint Meadow Drive
Kaysville, Utah 84037
Tel: +1 (800) 658-8788
Fax: +1 (801) 927-3037
www.abcoffice.com
customerservice@abcoffice.com